



Zehnder ComfoValve Luna E125

Technical specification for extract air valve


General

The newly developed Zehnder ComfoValve Luna E extract air valve is the latest addition to the disc valve series and, together with the ComfoValve Luna S supply air valve, offers an ideal solution for the perfect indoor climate. Zehnder ComfoValve Luna E has been developed for use in the extract air area of the air distribution system, and features a timeless, slim and discreet design.

The minimal installation height of only 1.2 in., regardless of the selected air flow setting, allows it to be integrated harmoniously into any interior.

The Zehnder ComfoValve Luna E extract air valve is suitable for installation in ceilings and walls*. Due to the intuitive installation process and integrated rubber seal, air-tight mounting of the valve is simple and can be carried out without any tools. The 75 adjustment positions allow very precise adjustments to the air volume. Using the 25 numbers on the scale on the inner cone and the 3 levels, the adjustment position can be read out and recorded in the documentation fields on the back of the valve during the commissioning process. The air flow setting can also be secured using the locking mechanism specially developed for this purpose. This ensures that the settings cannot be changed unintentionally.

The extract air valve delivers an impressive performance and incredibly quiet air flows with an operating range for air volumes up to 44 cfm.



ComfoValve Luna E, Expanded

*Wall installation needs special preparation



ComfoValve Luna E



ComfoValve Luna E,
ceiling installation



ComfoValve Luna E,
filter

Benefits

- Simple and precise commissioning: the valve can be adjusted very easily using the flow setting scale, while the 75 adjustment positions allow extremely precise air volume adjustment
- Time savings: documentation of the valve position during commissioning saves time in similar situations of use with reproducible pre-settings
- Secure installation: the air flow setting locking mechanism prevents unintentional changes to the settings, for example during cleaning
- Exceptional comfort: the Zehnder ComfoValve Luna E extract air valve offers maximum living comfort with outstanding performance and incredibly quiet air flows
- Unique design: timeless, slim and discreet design and an unchanged adjustment height of 1.2 inches to ensure harmonious integration
- Perfect combination: Zehnder ComfoValve Luna E and S can be ideally combined, for example in open living/dining kitchens, due to their perfectly harmonized design
- Fast installation: due to the intuitive installation process, the valve can be mounted simply and quickly without any tools

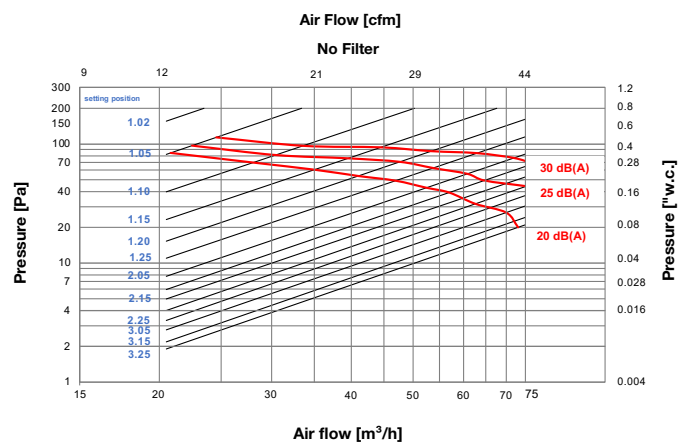
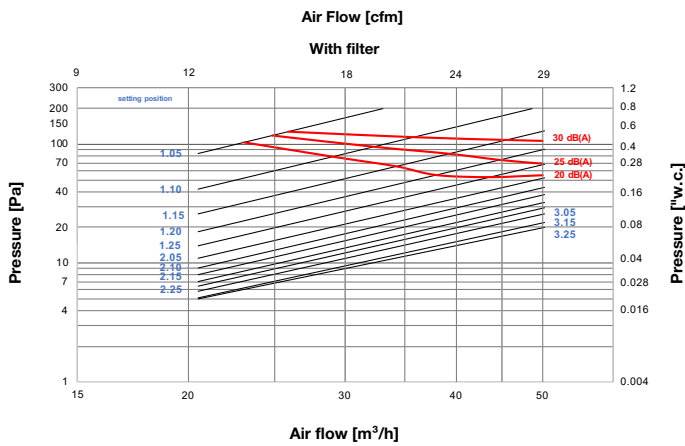
Technical specifications

Data	
Material	Plastic
Color	White
Diameter	6.7 inches
Undercut	maximum 0.2 in.
Connection	125mm (4.9") duct
Seal	Rubber seal
Recommended application	up to 44 cfm
Installation location	Wall and ceiling
Operating temperature	up to 120 °F

Article numbers

Description	Article number
ComfoValve Luna E125	9764-00
Cone Filter 125mm	9352-00

Pressure Drop and Sound Power Levels



Dimensional Drawing

